

Control Switches for Panel Mounting

Series 8003



www.stahl.de



- > Switch functions
 - many switching arrangements (latching or spring-return) possible via coding
 - easy change of the coding possible on site
 - max. 2 pole
- > For max. 6 A
- > With connecting cable or spring clamp terminal



10529E00

E4

The mounting of control switches Series 8003 is extremely simple. The patented fixing mechanism makes installation into switch panels with standard 30,5 mm diameter holes simple and fast.


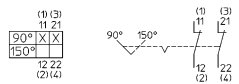

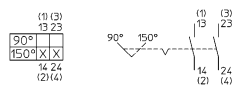

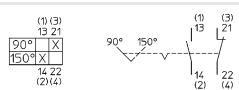
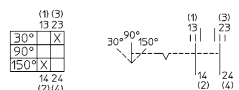
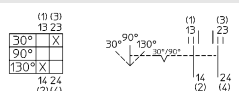
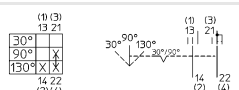
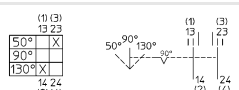
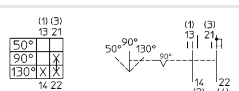
	ATEX / IECEx						Zone	Class I (NEC 505) (NEC 506)						Division	Class I		Class II		Class III	
	0	1	2	20	21	22		0	1	2	20	21	22		1	2	1	2	1	2
For use in		x	x		x	x	For use in		x				For use in		x		x			

WebCode 8003B

Control Switches for Panel Mounting

Series 8003

Selection Table

Version	Description	Switching arrangements	Order number
 01059E00 Key-operated switch 8003/...-008-...	2 switching positions Spring clamp terminal with connection chamber	 07144E00	8003/121-...-2-r
 01861E00 Control switch not padlockable 8003/...-726-...	3 switching positions Spring clamp terminal with connection chamber	 07124E00	8003/131-...-2-r
 01860E00 Control switch one-time padlockable 8003/...-727-...		 07127E00	8003/141-...-2-r
		 07150E00	8003/131-...-3-rr
		 07126E00	8003/131-...-3-rt
		 07145E00	8003/141-...-3-rt
		 07139E00	8003/131-...-3-tt
		 07143E00	8003/141-...-3-tt

Order Number Supplement

Operation	Key-operated switch	8003/...-008-...
	Control switch with rotary actuator, not padlockable	8003/...-726-...
	Control switch with rotary actuator, one-time padlockable	8003/...-727-...
Note	Also available with fitted connection cable, in a length of 3 m , 6 m or 15 m. Other 2 pole switching combinations available with spring-return or latched positions.	

Control Switches for Panel Mounting

Series 8003

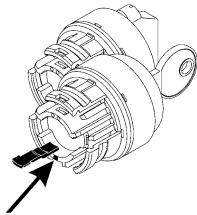
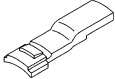
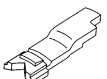


Coding of Actuators of Series 8602

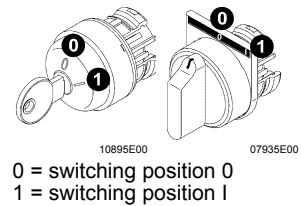
You can change the "latching/spring return" behaviour of the actuators of Series 8602 for control switches and key-operated switches yourself on site.
 For the actuators for key-operated switches, you can also code the "key withdrawable" function on site.
 The "latching or "spring return" and "key withdrawable" functions can be changed at any time according to your own requirements.

Actuators with 2 switching positions

for key-operated switches with 2 switching positions assembly code 008,
 for rotary actuator with 2 switching positions assembly code 727

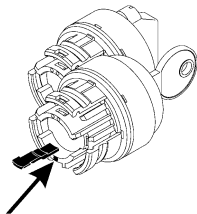
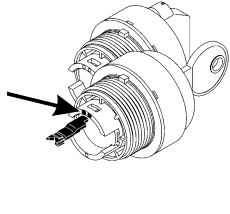
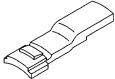
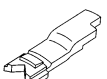

Coding element	Switching position I	Switching position 0
	 04542E00	
none	latching key withdrawable	latching key withdrawable; cannot be coded
yellow  10902E00	spring return key not withdrawable	
red  10900E00	latching key not withdrawable	
Note: The code for the unlockable rotary actuator assembly code 726 with 2 switching positions cannot be changed since it has already been coded ex factory as latching or spring return.		

2 switching positions

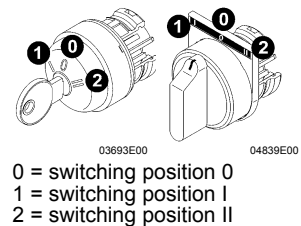


Actuators with 3 switching positions

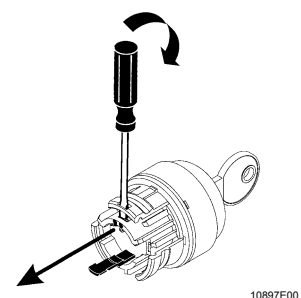
for key-operated switches with 3 switching positions assembly code 008,
 for rotary actuator with 3 switching positions assembly codes 726, 727

Coding element	Switching position I	Switching position II	Switching position 0
	 04542E00	 10898E00	
none	latching key withdrawable	latching key withdrawable	latching key withdrawable; cannot be coded
yellow  10902E00	spring return key not withdrawable	spring return key not withdrawable	
red  10900E00	--	latching key not withdrawable	
green  10901E00	latching key not withdrawable	--	

3 switching positions



Dismounting of the coding elements



Control Switches for Panel Mounting

Series 8003

Explosion Protection

Marking

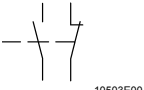
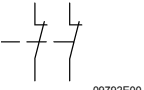

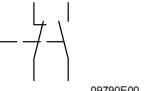
IECEX			
Gas explosion protection	Ex d e IIC T6		
Dust explosion protection	Ex tD A21 IP65 T80°C		
Europe (ATEX)			
Gas explosion protection	8003/1.1	⊕ II 2 G Ex d e IIC T6	
	8003/1.2	⊕ II 2 G Ex d e IIC	
	8003/1.3	⊕ II 2 G Ex d e IIC T6	
Dust explosion protection	8003/1.1	⊕ II 2 D Ex tD A21 IP65 T80°C	
	8003/1.3		

Certificates

IECEX	IECEX PTB 06.0065X		
Europe (ATEX)	8003/1.1	PTB 02 ATEX 1057 X	
	8003/1.2	PTB 02 ATEX 1080 U	
	8003/1.3	PTB 02 ATEX 1057 X	
Other certificates	India (PESO), Kazakhstan (JSC), Russia (CTB), Ukraine (ISCVE), USA (UL), Belarus (Gospromnadzor)		

Technical Data

Electrical data

Rated operational voltage	max. 550 V			
Rated operational current	max. 6 A			
Schematic				
	10503E00	09792E00	09791E00	09790E00
	8003/11.	8003/12.	8003/13.	8003/14.
Min. voltage*	12 V AC / DC			
Min. current*	50 mA			
	* Typical values dependent on conditions of use			
Switching capacity	Rated operating characteristics according to utilisation category			
	AC-15	AC-12	DC-13	DC-13
	500 V	500 V	60 V	110 V
	max. 6 A	max. 6 A	max. 6 A	max. 1 A
	max. 1250 VA	max. 3000 VA		max. 110 W

Ambient Conditions

Ambient temperature	- 20 ... + 60 °C
	- 55 ... + 60 °C for versions with silicone seal

Mechanical data

Degree of protection	IP65 (frontside IP66)
	Level of protection acc. to IEC/EN 60529
Material	
Enclosure	Polyamide
Contact material	
Standard	Silver-nickel
Special	Silver-nickel, gold-plated
Service life	
Contact element	10 ⁶ operating cycles

Mounting / Installation







Cable entry	Type 8003/1.1: M16 x 1.5 (∅ 4 - 9 mm)
Connection cross-section	0.75 ... 1.5 mm ²

Control Switches for Panel Mounting

Series 8003



Accessories and Spare Parts

Designation	Illustration	Description	Art. no.	Weight kg	
Actuator		for key-operated switches with 2 switching positions	8003/...-008-2	155528	0.049
		for key-operated switches with 3 switching positions	8003/...-008-3	155529	0.049
		for control switch	8003/...-726		
		2 positions: Function:	0 latching I latching	155533	0.028
		2 positions: Function:	0 latching I spring-return	155542	0.028
		3 positions: Function:	I free codable * 0 latching II free codable *	155534	0.028
		for control switch, padlockable	8003/...-727		
		2 positions: Function:	0 latching I free codable *	155535	0.030
		3 positions: Function:	I free codable * 0 latching II free codable *	155536	0.030
	Spare key		for all key-operated buttons / key-operated switches		
Standard locking MS1			107109	0.008	
Special locking MS2 ... MS20 (specify as text)			107110	0.008	
Closing part		for closing of unused mounting holes \varnothing 30.5 mm	155329	0.016	
Additional identification plate		Label mount, size 1, without symbol label Text: 1 line	155632	0.001	
		Label mount, size 2, without symbol label Text: 1 or 2 lines	155687	0.002	
		Label mount, size 3, without symbol label Text: 1, 2 or 3 lines	155844	0.002	
		for actuators to fit \varnothing 30.5 mm holes Symbol labels: without text with text; please specify text: HAND - 0 - AUTO I - 0 - II OFF - • - ON 0 - I - II 0 - I 0 - Betrieb - I I - II 0 - • - I			
Coding kit for key-operated switch		Coding kit for key-operated switches Types 8003/...-008-			
		Coding element, 1 x red, 1 x yellow	155432	0.001	
		Coding element, 2 x yellow	155373	0.001	
		Coding element, 1 x green, 1 x red	155403	0.001	

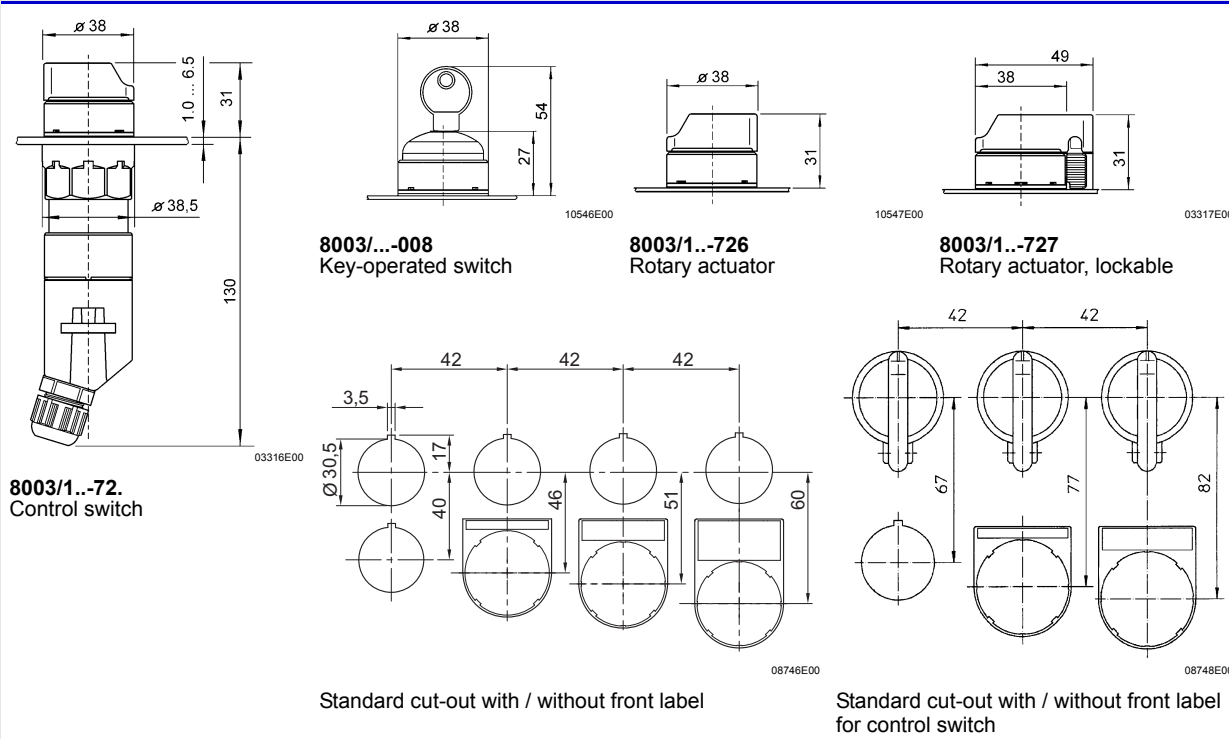
* all necessary coding elements are included

E4

Control Switches for Panel Mounting

Series 8003

Dimensional Drawings (All Dimensions in mm) - Subject to Alterations



We reserve the right to make alterations to the technical data, dimensions, weights, designs and products available without notice. The illustrations cannot be considered binding.