

Control Buttons

Series 8082



www.stahl.de



03131E00

- > Contact element with
 - 1 NO contact
 - 1 NC contact, positive opening
- > Contact material silver-nickel or gold-plated
- > 9 different actuators
 - Pushbutton
 - Mushroom pushbutton
 - Selector switch
 - Rotary actuator
 - Key-operated switch
 - Key-operated button
 - Mushroom stay-put button (key lock, key release)
 - Mushroom stay-put button
 - Twin pushbutton
- > Suitable for safety-relevant applications up to SIL 2 and SIL 3 according to IEC/EN 61508



E4

The control buttons of Series 8082 offered by R. STAHL are a space-saving solution for a wide range of applications. The contact elements can be easily combined to give contact blocks. Using an actuator of Series 8602, up to three, and using a twin pushbutton, up to four contact elements can be actuated. A total of nine different actuators are available. The connection type offered includes designs with screw terminal or spring-cage terminal. The "latching/spring return" and/or "key not removable" functions can be coded at the already installed actuators and key-operated switches on site.



| | ATEX / IECEx | | | | | | Class I (NEC 505) (NEC 506) | | | | | | Class I Class II Class III | | | | | | | |
|------------|--------------|---|---|----|----|----|-----------------------------|---|---|---|----|----|----------------------------|------------|---|---|---|---|---|---|
| Zone | 0 | 1 | 2 | 20 | 21 | 22 | Zone | 0 | 1 | 2 | 20 | 21 | 22 | Division | 1 | 2 | 1 | 2 | 1 | 2 |
| For use in | | x | x | | | | For use in | | x | x | | | | For use in | x | | | | | |

WebCode 8082A

Control Buttons

Series 8082

Selection Table

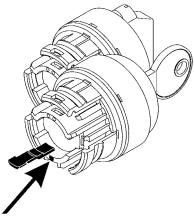
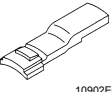
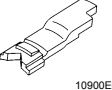
| Version | Type of terminals | Contacts | Contact material | Order number | Weight kg |
|---|--|--------------|------------------|--------------------|--------------|
|  <p>03132E00 Contact element with screw terminal</p> | Screw terminals | 1 NC contact | Silver-nickel | 8082/1-1-00 | 0.025 |
| | | | gold-plated | 8082/1-1-10 | 0.025 |
| | | 1 NO contact | Silver-nickel | 8082/1-2-00 | 0.030 |
| | | | gold-plated | 8082/1-2-10 | 0.025 |
|  <p>05750E00 Contact element with spring-cage terminal</p> | Spring-cage terminals | 1 NC contact | Silver-nickel | 8082/2-1-00 | 0.025 |
| | | | gold-plated | 8082/2-1-10 | 0.025 |
| | | 1 NO contact | Silver-nickel | 8082/2-2-00 | 0.025 |
| | | | gold-plated | 8082/2-2-10 | 0.025 |
| Note | <p>All actuators of series 8602 can be equipped with up to 2 contact elements. The actuators of series 8602 assembly codes 001, 002, 003, 005, 006, 009, 010, 012, 015 and 726 (2 positions) can be equipped with up to 3 contact elements. If the actuator of series 8602 assembly code 023 (twin pushbutton) is built into an enclosure 8146/5 or 8125/5, up to 4 contact elements can be installed.</p> | | | | |

Coding of Actuators of Series 8602

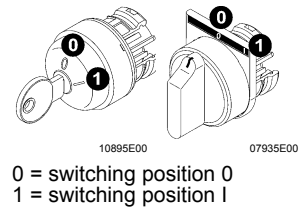
You can change the "latching/spring return" behaviour of the actuators of Series 8602 for control switches and key-operated switches yourself on site at the already mounted actuator.
 For the actuators for key-operated switches, you can also code the "key withdrawable" function on site.
 The "latching or "spring return" and "key withdrawable" functions can be changed at any time according to your own requirements.

Actuators with 2 switching positions

for key-operated switches with 2 switching positions assembly code 008,
 for rotary actuator with 2 switching positions assembly code 727

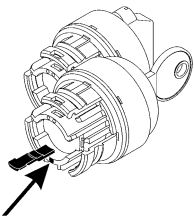
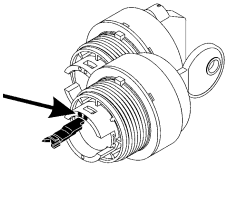
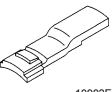
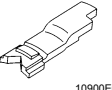
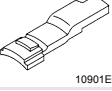
| Coding element | Switching position I | Switching position 0 |
|--|--|---|
| |  04542E00 | |
| none | latching key withdrawable | latching; key withdrawable; cannot be coded |
| yellow  10902E00 | spring return key not withdrawable | |
| red  10900E00 | latching key not withdrawable | |
| Note: | The code for the unlockable rotary actuator assembly code 726 with 2 switching positions cannot be changed since it has already been coded ex factory as latching or spring return | |

2 switching positions

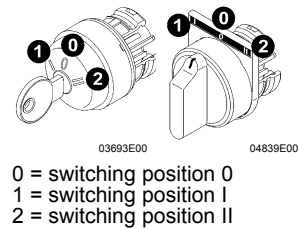


Actuators with 3 switching positions

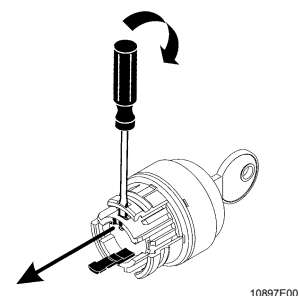
for key-operated switches with 3 switching positions assembly code 008,
 for rotary actuator with 3 switching positions assembly codes 726, 727

| Coding element | Switching position I | Switching position II | Switching position 0 |
|---|---|---|---|
| |  04542E00 |  10898E00 | |
| none | latching key withdrawable | latching key withdrawable | latching; key withdrawable; cannot be coded |
| yellow  10902E00 | spring return key not withdrawable | spring return key not withdrawable | |
| red  10900E00 | -- | latching key not withdrawable | |
| green  10901E00 | latching key not withdrawable | -- | |

3 switching positions









Dismounting of the coding elements



Control Buttons

Series 8082

Accessories and Spare Parts

| Designation | Illustration | Description | Order number | Weight | | |
|-------------|--|--|-------------------------------------|-------------------|---------------|-------|
| | | | | kg | | |
| Actuators |  | Pushbutton actuator | Assembly code 001 | 155399 | 0.023 | |
| |  05733E00 | Pushbutton actuator with additional seal for applications with high dust formation or at minus temperatures in connection with humid / moist ambient conditions | Assembly code 002 | 155427 | 0.023 | |
| |  05538E00 | Mushroom pushbutton actuator mushroom diameter 38 mm | black | Assembly code 003 | 155443 | 0.030 |
| |  05535E00 | Selector switch | black | Assembly code 005 | 155494 | 0.032 |
| |  05527E00 | Rotary actuator small | | Assembly code 726 | | 0.000 |
| | | 2 switching positions | latching | Assembly code 726 | 155344 | 0.023 |
| | | 2 switching positions | spring return | Assembly code 726 | 155345 | 0.023 |
| | | The coding elements for retrofitting to the "spring return" function are contained in the assemblies. | | | | |
| | | Rotary actuator small | padlockable | Assembly code 727 | | |
| | | 2 switching positions | Vertical installation (in 8040) | Assembly code 727 | 155369 | 0.028 |
| | | 2 switching positions | Horizontal installation (in 8146/5) | Assembly code 727 | 155367 | 0.028 |
| | | 3 switching positions | Vertical installation (in 8040) | Assembly code 726 | 155347 | 0.028 |
| | | 3 switching positions | Vertical installation (in 8040) | Assembly code 727 | 155370 | 0.028 |
| | | 3 switching positions | Horizontal installation (in 8146/5) | Assembly code 726 | 155346 | 0.028 |
| | | 3 switching positions | Horizontal installation (in 8146/5) | Assembly code 727 | 155368 | 0.028 |
| |  05734E00 | Key-operated switch actuator | | | | |
| | | The coding elements for retrofitting to the "spring return" and "key not withdrawable" functions are contained in the assemblies , standard locking MS1 and KMS1, further lockings upon request. | | | | |
| | | MS1 2 switching positions | Vertical installation (in 8040) | Assembly code 008 | 155321 | 0.053 |
| | | MS1 2 switching positions | Horizontal installation (in 8146/5) | Assembly code 008 | 155316 | 0.053 |
| | | MS1 3 switching positions | Horizontal installation (in 8146/5) | Assembly code 008 | 155318 | 0.053 |
| | KMS1 2 switching positions | vertical installation (in 8040) | Assembly code 008 | 206928 | 0.062 | |
| | KMS1 2 switching positions | horizontal installation (in 8146/5) | Assembly code 008 | 206927 | 0.062 | |
| | KMS1 3 switching positions | vertical installation (in 8040) | Assembly code 008 | 206930 | 0.062 | |
| | KMS1 3 switching positions | horizontal insallation (in 8146/5) | Assembly code 008 | 206929 | 0.062 | |

Control Buttons

Series 8082



Accessories and Spare Parts

| Designation | Illustration | Description | Order number | Weight | |
|-------------|--------------|---|---|-------------------|---------------------|
| Actuators | | Actuator for mushroom stay-put button (key lock, key release) | Mushroom diameter \varnothing 38 mm, red, with yellow support plate, for EM-STOP function | Assembly code 009 | 155512 0.066 |
| | | Actuator for mushroom stay-put button (key lock, key release) | Mushroom diameter \varnothing 38 mm, black | Assembly code 006 | 155503 0.066 |
| | | Actuator for mushroom stay-put button | Mushroom diameter \varnothing 38 mm, red, with yellow support plate, for EM-STOP function | Assembly code 010 | 155457 0.031 |
| | | Actuator for mushroom stay-put button | Mushroom diameter \varnothing 38 mm, black | Assembly code 012 | 155479 0.031 |
| | | Actuator for mushroom stay-put button | Mushroom diameter \varnothing 55 mm, red, with yellow support plate, for EM-STOP function | Assembly code 015 | 155466 0.035 |
| | | Twin pushbutton | | Assembly code 023 | 155497 0.037 |
| | | for closing off unused holes in cover \varnothing 30.5 mm | | | 155329 0.016 |
| | | 3 switching positions | Vertical installation (in 8040) | Assembly code 008 | 155323 0.043 |

E4

Explosion Protection

Marking

| Version | Contact element | Actuator |
|---------------------------|-----------------------|-------------------------|
| IECEX | | |
| Gas explosion protection | Ex de IIC | Ex e II |
| Dust explosion protection | | Ex td A21 IP65 |
| Europe (ATEX) | | |
| Gas explosion protection | ⊕ II 2 G Ex de IIC T6 | ⊕ II 2 G Ex e II |
| Dust explosion protection | -- | ⊕ II 2 D Ex tD A21 IP65 |

Certificates

| Version | Contact element | Actuator |
|----------------------|---|--------------------|
| IECEX | IECEX PTB 06.0011U | IECEX PTB 06.0014U |
| Europe (ATEX) | PTB 00 ATEX 1031 U | PTB 01 ATEX 1129 U |
| Further certificates | Canada (CSA), USA (UL), Belarus (Gospromnadzor) | Canada (CSA) |

Control Buttons

Series 8082

Technical Data



Electrical data

| | | | | |
|---------------------------|----------------------------------|-------------|---------------|---------------|
| Version | Contact element | | | |
| Rated operational voltage | max. 550 V | | | |
| Rated operational current | AC-12: max. 10 A | | | |
| Switching capacity | AC-15 | 230 V / 6 A | 400 V / 2,5 A | |
| | DC-1 | L/R = 1 ms | 60 V / 4 A | |
| | DC-11 | L/R = 15 ms | 60 V / 6 A | 110 V / 2,5 A |
| | | L/R = 30 ms | 4 A | 1.6 A |
| L/R = 100 ms | | 2.5 A | 1.0 A | |
| Life electrical | 10 ⁶ switching cycles | | | |

Ambient conditions

| | |
|---------------------|------------------|
| Version | Contact element |
| Ambient temperature | - 55 ... + 55 °C |

Mechanical data

| | | |
|--------------------------|---|----|
| Version | Contact element | |
| Enclosure material | Polyamide | |
| Contact material | Silver-nickel / gold-plated | |
| Contact arrangement |  | or |
| |  | |
| | Different combinations of contact elements possible | |
| | NC contacts positive opening for EM-STOP function | |
| Connection cross-section | 0.75 ... 2.5 mm ² single-wired / fine-stranded | |
| Life mechanical | 10 ⁶ switching cycles | |

Mechanical data

| | |
|-----------------------------------|---|
| Version | Actuator |
| Degree of protection | IP66 |
| Material | Polyamide |
| Impact strength | ≥ 7 J |
| Symbol labels | Polyamide |
| Seals | Standard |
| | Special |
| Label mount for additional labels | NBR Fluorosilicone Polyamide, black |

Function Actuators



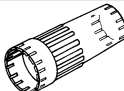

| | |
|---|---|
| Pushbutton actuator | Spring return function; interchangeable identification plates |
| Mushroom pushbutton actuator | Spring return function; not padlockable; black; mushroom diameter \varnothing 38 mm |
| Mushroom stay-put button actuator | Press to lock, turn right to unlock; mushroom diameter \varnothing 38 mm red or black, or \varnothing 55 mm red, yellow support plate enclosed, can be used for EM-STOP function |
| Actuator for mushroom stay-put button (key lock, key release) | Press to lock, unlocking only possible via key; mushroom diameter \varnothing 38 mm red or black, yellow support plate enclosed, can be used for EM-STOP function; standard locking MS1 |
| Key-operated switch actuator | Switch function with 2 or 3 latching positions; key removable in all positions; "spring return" and/or "key not removable" functions are codable; standard locking MS1 |
| Key-operated switch actuator | Switch function with 2 or 3 latching positions; key removable in all positions; "spring return" and/or "key not removable" functions are codable; standard locking MS1 |
| Selector switch actuator | Rotary knob with 2 latching positions; interchangeable identification plates |
| Twin pushbutton actuator | Spring return actuator; 2 pushbuttons in one actuator; interchangeable identification plates |
| Rotary actuator small | Switch function with 2 or 3 latching positions; black |
| Closing part | For closing off unused holes in cover \varnothing 30.5 mm |

Control Buttons

Series 8082



Accessories and Spare Parts

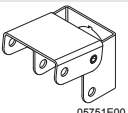
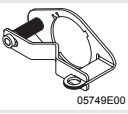


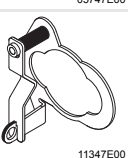
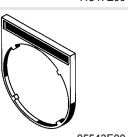

| Designation | Illustration | Description | Order number | Weight kg |
|--|---|--|---------------|--------------|
| Identification plates for pushbuttons and selector switches |  05753E00 | blue Plain label | 155911 | 0.001 |
| | | yellow Plain label | 155914 | 0.001 |
| | | red Plain label | 155897 | 0.001 |
| | | green Plain label | 155901 | 0.001 |
| | | white Plain label | 155908 | 0.001 |
| | | black Plain label | 155905 | 0.001 |
| | | black I | 155846 | 0.001 |
| | | green I | 155689 | 0.001 |
| | | white I | 155892 | 0.001 |
| | | black II | 155854 | 0.001 |
| | | green II | 155706 | 0.001 |
| | | red 0 | 155596 | 0.001 |
| | | black 0 | 155783 | 0.001 |
| | | red ↷ | 155567 | 0.001 |
| | | black Auf | 155883 | 0.001 |
| | | black Ab | 155886 | 0.001 |
| | | black CLOSE | 155878 | 0.001 |
| | | black Zu | 155874 | 0.001 |
| | | black Open | 155868 | 0.001 |
| | | black EIN | 155862 | 0.001 |
| | | red OFF | 155654 | 0.001 |
| | | red Aus | 155634 | 0.001 |
| | | black Aus | 155806 | 0.001 |
| | | red STOP | 155615 | 0.001 |
| | | black STOP | 155795 | 0.001 |
| | | green START | 155721 | 0.001 |
| | | white START | 155889 | 0.001 |
| | | blue RESET | 155894 | 0.001 |
| | | black I 0 | 155771 | 0.001 |
| | | black ↗ | 155761 | 0.001 |
| | | black ↑ | 155749 | 0.001 |
| Spare key |  10545E00 | for all key-operated buttons / key-operated switches | | 0.000 |
| | | Standard locking MS1 | 107109 | 0.008 |
| | | Special locking MS2 ... MS20 (specify as text) | 107110 | 0.008 |
| Special key for actuators |  05111E00 | For tightening plastic locknut | 169101 | 29.450 |
| Protective shroud assembly code 751 against accidental actuation |  05752E00 | for mushroom pushbutton Assembly code 003 | 155326 | 0.077 |
| | | for mushroom stay-put button (key lock, key release) Assembly code 009 | | |
| | | for mushroom stay-put button Assembly code 010 | | |

E4

Control Buttons

Series 8082

Accessories and Spare Parts

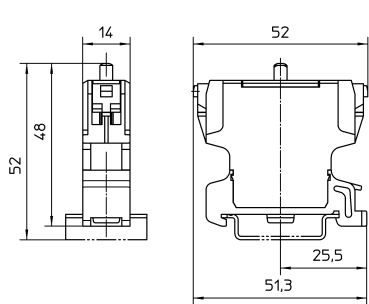
| Designation | Illustration | Description | Order number | Weight kg |
|--|---|--|--|--------------|
| Locking device assembly code 752 for actuated mushroom stay-put button |  05751E00 | for mushroom stay-put button | Assembly code 010 155349 | 0.089 |
| Locking device assembly code 753 for non-actuated pushbutton | | for pushbutton for pusbutton with additional seal for applications with high dust formation or cold temperatures | Assembly code 001 Assembly code 002 155372 | 0.081 |
| Locking device assembly code 758 for non-actuated mushroom stay-put button | | for mushroom stay-put button | Assembly code 010 155469 | 0.095 |
| Locking device assembly code 754 for actuated pushbutton |  05749E00 | for pushbutton | Assembly code 001 155402 | 0.028 |
| Locking device assembly code 755 for non-actuated pushbutton |  05748E00 | for pushbutton | Assembly code 001 155431 | 0.034 |
| Locking device assembly code 756 for actuated mushroom stay-put button |  05747E00 | for mushroom stay-put button | Assembly code 010, Assembly code 015 155446 | 0.105 |
| Locking device assembly code 757 for twin pushbutton |  11347E00 | for twin pushbutton | Assembly code 023 155460 | 0.033 |
| Additional identification plate |  05543E00 | Label mount, size 1, without symbol label Text: 1 line | 155632 | 0.002 |
| | | Label mount, size 2, without symbol label Text: 1 or 2 lines | 155687 | 0.002 |
| | | Label mount, size 3, without symbol label Text: 1, 2 or 3 lines | 155844 | 0.002 |
| | | for actuators to fit Ø 30.5 mm holes Symbol labels: without text with text; please specify text: HAND - 0 - AUTO I - 0 - II OFF - • - ON 0 - I - II 0 - I 0 - Operation - I I - II 0 - • - I | | 0.000 |
| Support plate, yellow |  05024E00 | Ø 38 mm | 130391 | 0.001 |
| | | Ø 55 mm | 130524 | 0.002 |
| | | rectangular (45 x 70 mm) | 155880 | 0.001 |

Control Buttons

Series 8082

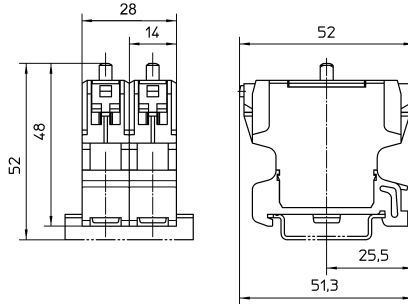


Dimensional Drawings (All Dimensions in mm) - Subject to Alterations



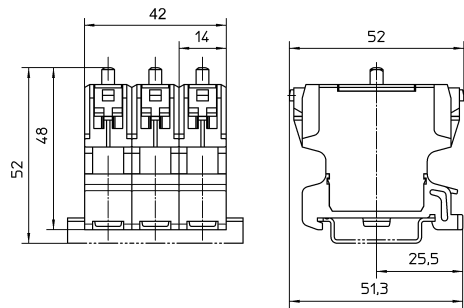
04497E00

8082 Contact element, single,
Assemblies assembly code 021,
assembly code 022



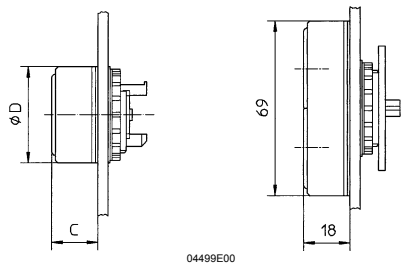
04498E00

8082 Contact element, double,
Assemblies assembly code 060,
assembly code 061, assembly code 062



10012E00

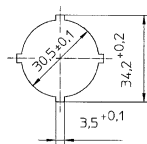
8082 Contact element, triple,
Assemblies assembly code 760,
assembly code 761, assembly code 762,
assembly code 763



04499E00

8602
Actuators
for contact elements

8602
Actuator for
twin pushbutton



04500E00

04043E00

Punch diagram

| Actuator | Assembly | Dimensions [mm] | |
|--|----------|-----------------|----|
| | | C | D |
| Pushbutton | 001 | 18 | 38 |
| Mushroom pushbutton | 003 | 31 | 38 |
| Selector switch | 005 | 32 | 38 |
| Key-operated button | 007 | 27 | 38 |
| Key-operated switch | 008 | 23 | 38 |
| | | 23 | 38 |
| Mushroom stay-put button (key lock, key release) | 009 | 40 | 38 |
| | 006 | 40 | 38 |
| Mushroom stay-put button | 010 | 31 | 38 |
| | 012 | 31 | 38 |
| | 015 | 31 | 55 |
| Closing part | 733 | 17 | 38 |
| Rotary actuator | 726 | 31 | 38 |
| | 727 | 31 | 38 |
| Illuminated pushbutton | 735 | 18 | 38 |

We reserve the right to make alterations to the technical data, weights, dimensions, designs and products available without notice. The illustrations cannot be considered binding.